

Create your *Dream Wall!*

6 Different Heights



All Shown at 36\"/>

4 Different Widths*



All Shown at 60\"/>

2 Finishes



Glazed Antique Cherry



Caffè

Tuscan Bronze hardware



Matte Nickel hardware



* Width is the base measurement.
Add 2-1/2\"/>

This collection of bookcases is classically designed. Solid American Alder and Red Birch wood panels ensure beauty, strength and durability that last a lifetime. The offering is broad with six heights, four widths and two finishes. Plan out what you want; it's easy to create the look you desire.

Standard Features

- Dowel and pocket screw construction for strength and durability.
- Fitted backs for structural strength.
- Adjustable solid wood shelves.
- All 72\"/>

1: MEASURE THE ROOM

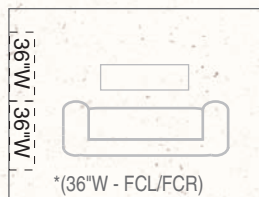
Make sure to note which way the doors open and where the windows and plug-ins are located.

2: DESIGN YOUR SOLUTION

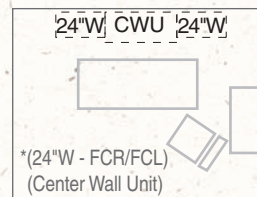
Using the measurements of the bookcases, decide what's the best size and configuration for you. Try different arrangements for an optimal outcome. Lower bookcases are great for under the window and creating credenzas using a Corner Connector.

EXAMPLES:

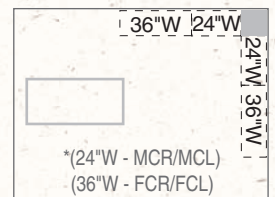
■ Corner Connector: *Cuts Noted



Living Room



Office



Space Saving Solutions

3: MAKE IT YOURS with CUSTOM OPTIONS

Explore the various options on page 2. If you need any assistance feel free to contact your Whittier Wood Furniture Retailer.



DOORS



CORNERS



COMBINATIONS



CUSTOM CUTS



VARIOUS SIZES



1545AEGAC 72" x 36" Bookcase w/Doors (FCR/FCL).



1611AEGAC McKenzie Center Wall Unit w/Doors, 1525AEGAC 72"x24" Bookcases w/Doors (FCL/FCR). Also shown: 2401GAC 4-Drawer McKenzie Desk, 688KFGAC Hawthorne Chair.



1545AECAP 72"x36" Bookcase w/Doors(FCR/FCL), 1525AECAP 72"x24" Bookcase(FCL/MCR)(FCR/MCL), 1509AECAP Corner Connector.

Custom Cut Molding is available on all assembled bookcases. This is ideal for making a run of bookcases with a finished crown molding look. Each cut is custom when you place your order.

Cut Molding Options*

- FCB** = Flush cut both sides of crown.
- FCL** = Flush cut on the left side only.
- FCR** = Flush cut on the right side only.

For Corner Configurations order:


- MCL** = Miter cut left.
- MCR** = Miter cut right.

* Direction when facing the front of the bookcase.

Flush Cut



Miter Cut



FCL cut molding:

Corner Connector Kit

connects two bookcases of the same height allowing for a finished look and maximum use of space. The footprint of the corner is 12". Each custom ordered Corner Connector comes predrilled and is cut specifically for that order.

Door Kits are available for the bottom of the 72"H and 84"H bookcases. Door Kits feature adjustable Euro hinges. There are different size doors for the different widths of bookcases.

2 Door Kits



4 Door Kit



Center Wall Units are available with or without doors to optimize space and can be combined with other bookcases.



1610AEGAC

Center Wall Unit

39-1/2"W x 18-1/2"D x 76-1/2"H
4 Adjustable Shelves: 34-1/4" x 15-1/4"H



1611AEGAC

Center Wall Unit with Doors

39-1/2"W x 18-1/2"D x 76-1/2"H
4 Adjustable Shelves: 34-1/4" x 15-1/4"H

For detailed information and specifications please check out our catalog at whittierwood.com or contact your local furniture retailer.