


McKenzie Nightstands

FST = Fieldstone finish

Assembly Instructions

Model #

1100FST Small 3-Drawer McKenzie Nightstand



1101FST 3-Drawer McKenzie Nightstand



IMPORTANT NOTES:

- For normal household use only. *Not* recommended for commercial use.
- Do not climb, sit or stand on this piece of furniture.
- Do not overload the drawers.
- Unload items before you move this unit.

WARNING

Drilling, sawing, sanding or machining wood products can expose you to wood dust, a substance known to the state of California to cause cancer. Avoid inhaling wood dust or use a dust mask or other safeguards for personal protection.

For more information go to: www.p65warnings.ca.gov/wood

This product can expose you to chemicals, including formaldehyde, which are known to the State of California to cause cancer.

For more information go to: www.p65warnings.ca.gov/furniture

DESIGN SUBJECT TO CHANGE WITHOUT NOTICE.

Thank you for allowing us to help you furnish your home. We are certain you will be delighted with your new furniture for many years to come.

CUSTOMER SERVICE

If you ever have questions about your furniture, please do not hesitate to contact us. In the unlikely event you need a replacement part; we can make those parts available through an authorized Whittier Wood Furniture dealer. If you cannot order replacement parts through your dealer, please contact our customer service department.

Hours: Our friendly customer service staff can be reached:

Monday-Friday 8:00 a.m. to 5:00 p.m. (Pacific Time).

You may leave a message 24 hours a day, seven days a week.

Customer Service: 800-653-3336 • **Outside the U.S.:** 541-687-0213

Fax: 541-687-2060 • **Email:** info@whittierwood.com

**Whittier
Wood**
FURNITURE

P.O. Box 2827
Eugene, OR 97402 USA

Production Code:




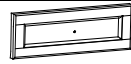
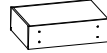
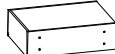
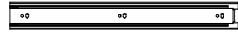










VN

02/17

1100FST & 1101FST McKenzie Nightstands

Parts List

Please identify the parts and check that quantities received match those on this list.
If you need to replace a part, refer to the following letter and part name.

Part	Description		Quantity	
			1100FST	1101FST
A	Top Assembly (attached)		1	1
Ba	Case		1	1
E	Small Drawer Face (attached)		3	0
F	Large Drawer Face (attached)		0	3
G	Small Drawer Box (inserted)		3	0
H	Large Drawer Box (inserted)		0	3
I	14" Drawer Slides (pre-installed sets)		3	0
J	16" Drawer Slides (pre-installed sets)		0	3
L	Knob (attached)		3	3
Qb	#8 x 1-1/2" Machine Screw Tuscan (installed)		3	3
S	Small Adjustable Glide (installed)		4	4
Tb	#8 x 7/8" Black Lo-Profile Screw (inserted)		12	12
U	#8 x 1-1/4" Pan Head Screw (inserted)		3	3
Y	#6 x 1/2" Philtruss Screw (inserted)		18	18
Z	#6 x 3/4" Philtruss Screw (inserted)		18	18
ZA	Insert Nut (inserted)		4	4
ZB	#8 x 1-3/8" Lo-Profile Screw (inserted)		7	7

1101 shown in the illustrations.

Assembly Instructions

- Place the unit at its final destination. Rotate the Small Adjustable Glides (S) on the bottoms of the legs until the unit is level. See Figure 1.




Fig. 1