

Model #


3537DUET

Addi Low Cocktail

Table 19"H

DUET finish

Assembly Instructions



Thank you for allowing us to help you furnish your home. We are certain you will be delighted with your new furniture for many years to come.

IMPORTANT NOTES:

- Wood can be susceptible to changing color over time when exposed to strong, direct sunlight. Use window shades, drapes or blinds to protect your furniture. To help the surface age evenly and avoid dark and light spots, periodically move items to expose the entire surface to an even amount of light so that it may develop a uniform patina.
- For normal household use only. *Not* recommended for commercial use.
- Do not climb, sit or stand on this piece of furniture.
- Unload items before you move this unit.

WARNING

Drilling, sawing, sanding or machining wood products can expose you to wood dust, a substance known to the state of California to cause cancer. Avoid inhaling wood dust or use a dust mask or other safeguards for personal protection.

For more information go to: www.p65warnings.ca.gov/wood

This product can expose you to chemicals, including formaldehyde, which are known to the State of California to cause cancer.

For more information go to: www.p65warnings.ca.gov/furniture

DESIGN SUBJECT TO CHANGE WITHOUT NOTICE.

CUSTOMER SERVICE

If you ever have questions about your furniture, please do not hesitate to contact us. In the unlikely event you need a replacement part; we can make those parts available through an authorized Whittier Wood Furniture dealer. If you cannot order replacement parts through your dealer, please contact our customer service department.

Hours: Our friendly customer service staff can be reached:

Monday-Friday 8:00 a.m. to 5:00 p.m. (Pacific Time).

You may leave a message 24 hours a day, seven days a week.

Customer Service: 800-653-3336 • **Outside the U.S.:** 541-687-0213

Fax: 541-687-2060 • **Email:** info@whittierwood.com

**Whittier
Wood**
FURNITURE

P.O. Box 2827
Eugene, OR 97402 USA

Production Code:

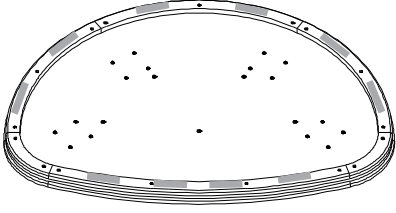


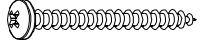





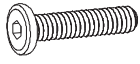


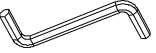
VN

09/18

3537DUET Addi Low Cocktail Table 19"H

Parts List

Please identify the parts and check that quantities received match those on this list.
If you need to replace a part, refer to the following letter and part name.

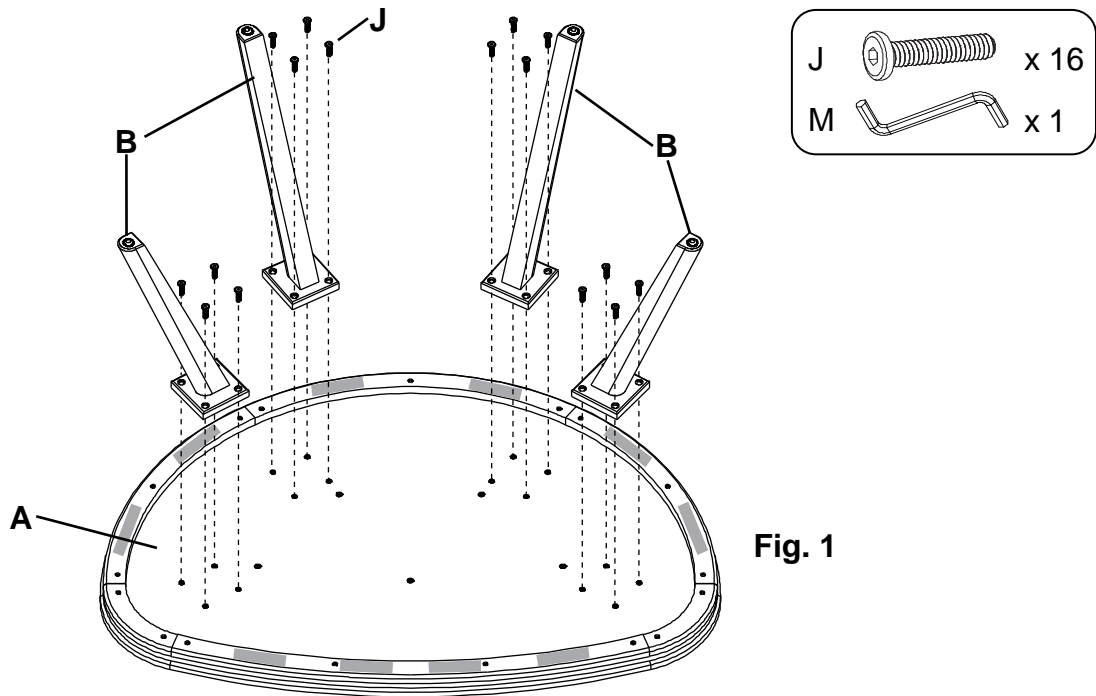
Part	Description	Quantity
A	Top Assembly 	1
B	Leg Assembly 	4
C	#8 x 1-1/8" Lo-Profile Screw (inserted) 	9
D	#8 x 1-3/4" Pan Head Screw (inserted) 	17
E	#8 x 2" Black Screw (inserted) 	8
F	#8 Washer (inserted) 	17
G	1/4" x 20mm Insert Nut (inserted) 	4
H	5/16" x 10mm T-Nut (inserted) 	16
I	Straight Hex Wrench 5mm (included) 	1
J	5/16" x 30mm Hex Bolt 	16
K	Velvet Pad 100 x 30mm (attached) 	10
L	Small Adjustable Glide (installed) 	4
M	Z Hex Wrench 5mm (included) 	1

3537DUET Addi Low Cocktail Table 19"H

Assembly Instructions

Tools Provided: Z Hex Wrench 5mm, Straight Hex Wrench 5mm (use with drill/driver).

1. Turn the Top Assembly (A) upside-down on a clean, protected surface. Attach four Legs (B) to the Top Assembly (A) with sixteen 5/16" x 30mm Hex Bolts (J). See Figure 1.



2. Turn the table upright and place at its final destination. To level the table, rotate the Adjustable Glide (L) found at the bottom of each leg. See Figure 2.

